

FLEXFORM

FLEXFORM | MADE IN ITALY



EVERGREEN *ANTONIO CITTERIO 2012*

CHAISELONGUE | DORMEUSE CHAISE LONGUE | DORMEUSE

FLEXFORM Spa

Via Einaudi 23/25 20821 Meda (MB) Italy | Tel. +39 0362 3991 | Fax +39 0362 399228 | info@flexform.it | www.flexform.it

EVERGREEN | ANTONIO CITTERIO | 2012

TIPOLOGIE DIVANI/DIVANI componibili/
POUF - CHAISELONGUE/DORMEUSE

PRODOTTO CHAISELONGUE

TELAIO SEDUTA IN METALLO RIVESTITO
IN CUIO NEI COLORI: BIANCO (5007),
GRIGIO (5003), TESTA DI MORO (5004),
TESTA DI MORO SCURO (5013),
NERO (5005), OLIVA (5006), ROSSO BULGARO
(5008), SABBIA (5001), TABACCO (5015),
SCAMOSCIATO MORO (6004), SCAMOSCIATO
NERO (6005), SCAMOSCIATO OLIVA (6003),
SCAMOSCIATO SABBIA (6001),
CON MATERASSINO IN POLIURETANO.

BRACCIOLI E SCHIENALE IN POLIURETANO
STAMPATO E TESSUTO PROTETTIVO
ACCOPPIATO CON INSERTO IN METALLO.

CUSCINI SEDUTA IN PIUMA CON INSERTO
IN MATERIALE INDEFORMABILE.

PIEDI IN METALLO NELLE FINITURE
SATINATO, CROMATO, BRUNITO, CHAMPAGNE
O CROMO NERO.

CUSCINETTI IN PIUMA SU RICHIESTA CON
SUPPLEMENTO DI PREZZO.

RIVESTIMENTO IN TESSUTO O PELLE
SFODERABILI.

CATEGORIES SOFAS/SECTIONAL SOFAS/
OTTOMANS - CHAISE LONGUE/DORMEUSE

PRODUCT CHAISE LONGUE / DORMEUSE

SEAT FRAME IN METAL COVERED
WITH HIDE-LEATHER: RUSSIAN RED (5008),
WHITE (5007), OLIVE (5006), BLACK (5005),
DARK BROWN (5004), DARK BROWN EXTRA
(5013), GREY (5003), SAND (5001),
TOBACCO (5015). ALSO AVAILABLE
IN BLACK SUEDE (6005), DARK BROWN
SUEDE (6004), OLIVE SUEDE (6003),
SAND SUEDE (6001) WITH THIN MATTRESS
IN POLYURETHANE

ARM AND BACKRESTS IN FOAM
POLYURETHANE AND A PROTECTIVE
FABRIC LINING, WITH METAL INSERT

SEAT CUSHION FILLED WITH DOWN
AND A RESILIENT INNER CORE

FEET IN SATINED, CHROMED, BURNISHED,
CHAMPAGNE OR BLACK CHROMED METAL

THROW PILLOWS DOWN-FILLED,
ON REQUEST WITH UPCHARGE

UPHOLSTERY REMOVABLE FABRIC
OR LEATHER COVERS

PRODUKTARTEN SOFA/ECKSOFA/HOCKER -
CHAISELONGUE/DORMEUSE

PRODUKT CHAISELONGUE / DORMEUSE

SITZGESTELL SITZGESTELL
METALLRAHMEN MIT DÜNNER
POLYURETHANPOLSTERUNG MIT
KERNLEDER BEZOGEN IN DEN FARBEN:
WEISS (5007), GRAU (5003), TESTA DI MORO
DUNKELBRAUN (5004), TESTA DI MORO
EXTRA DUNKELBRAUN (5013), SCHWARZ
(5005), OLIVGRÜN (5006), BULGAREN
ROT (5008), SAND (5001), TABAK (5015).
WILDLEDER: TESTA DI MORO DUNKELBRAUN
(6004), SCHWARZ (6005), OLIVGRAU (6003),
SAND (6001).

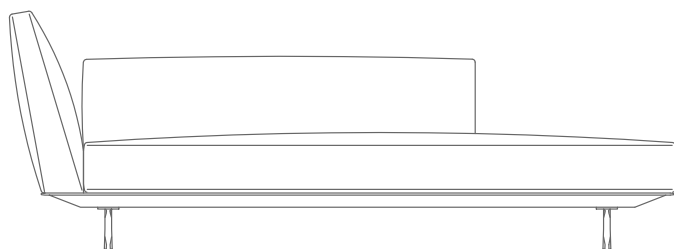
ARM- UND RÜCKENLEHNE AUS
POLYURETHAN MIT METALLVERSTÄRKUNG
UND PASSENDEM STOFFSCHUTZBEZUG.

SITZKISSEN DAUNEN MIT KERN AUS
UNVERFORMBAREM MATERIAL.

FÜSSE METALLFÜSSE SATINIERT, CHROM,
SCHWARZ CHROM, BRÜNIERT ODER
CHAMPAGNER.

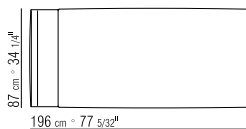
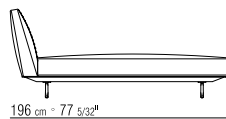
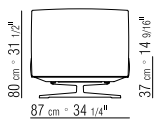
LOSE KISSEN DAUNENFÜLLUNG - SEPARAT
BESTELLBAR.

BEZÜGE ABZIEHBARE STOFF- ODER
LEDERBEZÜGE.

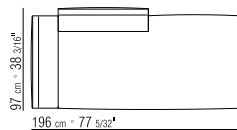
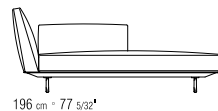
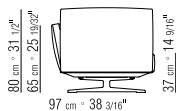




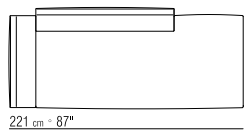
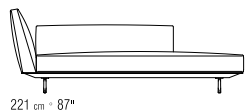
COD 15R29



COD 15R31



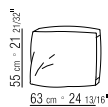
COD 15R33



COD 15R97



COD 15R98



COD 15R99

